



**Fund Features:**

(Data as on 30th November'22)

**Category:** Dynamic Bond

**Monthly Avg AUM:** ₹ 2,286.32 Crores

**Inception Date:** 25th June 2002

**Fund Manager:** Mr. Suyash Choudhary  
(Since 15th October 2010)

**Standard Deviation (Annualized):**  
2.94%

**Modified Duration:** 2.97 years

**Average Maturity:** 3.36 years

**Macaulay Duration:** 3.08 years

**Yield to Maturity:** 7.19%

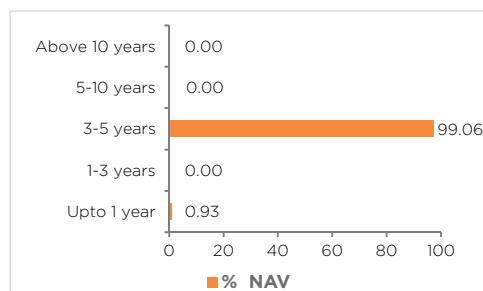
**Benchmark:** NIFTY Composite Debt Index A-III (w.e.f. 1st April 2022)

**Minimum Investment Amount:**  
₹5,000/- and any amount thereafter

**Exit Load:** Nil (w.e.f. 17th October 2016)

**Options Available:** Growth, IDCW®  
- Periodic, Quarterly, Half Yearly, Annual and Regular frequency (each with Reinvestment, Payout and Sweep facility)

**Maturity Bucket:**



@Income Distribution cum capital withdrawal

**IDFC DYNAMIC BOND FUND**

An open ended dynamic debt scheme investing across duration.  
A Scheme with Relatively High Interest Rate Risk and Relatively Low Credit Risk.

- A satellite bucket product which endeavours to take benefit of interest rate movements.
- A portfolio that emphasizes on high-quality instruments, comprising currently of 100% AAA and equivalent instruments.
- A portfolio that can take exposure across the yield curve depending upon the fund manager's underlying macro/interest rate view.

Here is a simple 3-Lens asset allocation framework for debt mutual funds. The framework revolves around allocating across three buckets: Liquidity, Core, and Satellite, each bucket meeting a certain need.

**LIQUIDITY**

For very short term parking of surplus or emergency corpus

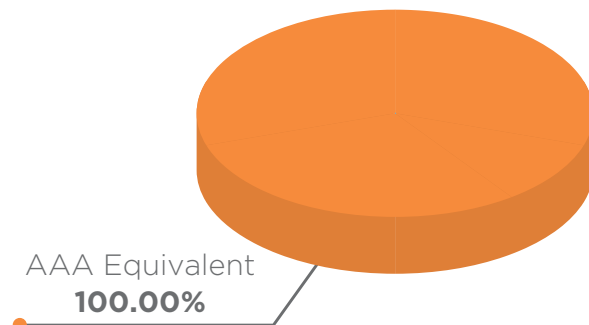
**CORE**

Ideally forms bulk of your allocation-Funds that focus on high credit quality and low to moderate maturity profile

**SATELLITE**

Funds that can take higher risk-either duration risk or credit risk or both

**ASSET QUALITY**



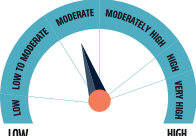
**PORTFOLIO** (30 November 2022)

Name	Rating	Total (%)
<b>Government Bond</b>		<b>99.07%</b>
5.63% - 2026 G-Sec	SOV	98.98%
5.74% - 2026 G-Sec	SOV	0.08%
8.20% - 2025 G-Sec	SOV	0.005%
7.17% - 2028 G-Sec	SOV	0.004%
<b>Net Cash and Cash Equivalent</b>		<b>0.93%</b>
<b>Grand Total</b>		<b>100.00%</b>


**Potential Risk Class Matrix**

Credit Risk of the scheme →	<b>Relatively Low (Class A)</b>	<b>Moderate (Class B)</b>	<b>Relatively High (Class C)</b>
Interest Rate Risk of the scheme ↓			
Relatively Low (Class I)			
Moderate (Class II)			
Relatively High (Class III)	A-III		

A Scheme with Relatively High Interest Rate Risk and Relatively Low Credit Risk.

Scheme risk-o-meter	This product is suitable for investors who are seeking*	Benchmark risk-o-meter
 <p>Investors understand that their principal will be at Moderate risk</p>	<ul style="list-style-type: none"> <li>To generate long term optimal returns by active management.</li> <li>Investments in money market &amp; debt instruments including G-Sec across duration.</li> </ul> <p>*Investors should consult their financial advisers if in doubt about whether the product is suitable for them.</p>	 <p>NIFTY Composite Debt Index A-III</p>